

Kit Extra. ⑤ and ② WIRES
New Extra external unit with Mini Audio

 **Comelit**[®]
Passion. Technology. Design.



The new compact entrance panel with minimalist design.

D E S I G N
M I L A N O




Kits **5** WIRES



SINGLE-FAMILY EXTRA KIT

KAE5061 SINGLE-FAMILY EXTRA AND MINI AUDIO KIT


Code	Quantity	Description
	KAE5061	
ET5001	1	EXTRA EXTERNAL UNIT KIT - 1 BUTTON
ET9150	1	FLUSH-MOUNT BOX FOR EXTRA KIT ENTRANCE PANEL
ET9160	1	WALL-MOUNT BRACKET FOR EXTRA KIT ENTRANCE PANEL
1200	1	TRANSFORMER
2701W	1	MINI SERIES DOOR ENTRY PHONE WITH HANDSET AND 1 BUTTON



TWO-FAMILY EXTRA KIT

KAE5062 TWO-FAMILY EXTRA AND MINI AUDIO KIT

Code	Quantity	Description
	KAE5062	
ET5002	1	EXTRA EXTERNAL UNIT KIT - 2 BUTTON
ET9150	1	FLUSH-MOUNT BOX FOR EXTRA KIT ENTRANCE PANEL
ET9160	1	WALL-MOUNT BRACKET FOR EXTRA KIT ENTRANCE PANEL
1200	1	TRANSFORMER
2701W	2	MINI SERIES DOOR ENTRY PHONE WITH HANDSET AND 1 BUTTON




Kits



SINGLE-FAMILY EXTRA KIT 2 WIRES*

KAE0061 SINGLE-FAMILY EXTRA AND MINI AUDIO KIT

Code	Quantity KAE0061	Description
ET0001	1	2-WIRE EXTRA KIT EXTERNAL UNIT
ET9150	1	FLUSH-MOUNT BOX FOR EXTRA KIT ENTRANCE PANEL
ET9160	1	WALL-MOUNT BRACKET FOR EXTRA KIT ENTRANCE PANEL
1200	1	TRANSFORMER
2712W	1	DOOR ENTRY PHONE WITH HANDSET FOR MINI SERIES KIT



*Available from June 2017

5 WIRES

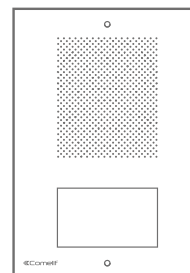
The kits for traditional system use 5 wires for the connection between the external unit and the internal unit in the single-family version, and 6 wires in the two-family version.

2 WIRES

The kits for analogue systems uses 2 wires for the connection between the external unit and the internal unit.

External **Unit** - Extra

The new extra-compact entrance panel featuring minimal design.



95x135x25 (LxHxD MM)

EXTRA series external audio unit with 1 or 2 call buttons, depending on the model. Stainless steel cover and white nameplate backlighting. Complete with flush-mount box and wall bracket.

Installation systems



FEATURES AND FUNCTIONS	ET5001	ET5002	ET0001
System	5 Wires	5 Wires	2 Wires
Type	Single-plate entrance panel	Single-plate entrance panel	Single-plate entrance panel
Material	Stainless steel cover	Stainless steel cover	Stainless steel cover
Audio systems	Yes	Yes	Yes
Flush-mounted installation	Yes	Yes	Yes
Surface mounting	Yes	Yes	Yes
Power supply	12V	12V	12V
Maximum current absorption (mA)	267	267	267
Terminals	~* ~ 2 3 4 S1 S2	~* ~ 2 3 4 S1 S2	A B C D
Call buttons	Yes	Yes	Yes
Total buttons	1	2	1
Microphone volume control	Yes	Yes	Yes
Loudspeaker volume control	Yes	Yes	Yes
Operating temperature (°C)	-25/55	-25/55	-25/55
IK vandalism protection rating	IK07	IK07	IK07
Backlighting colour	White	White	White

ACCESSORIES



ET9150

FLUSH-MOUNT BOX FOR EXTRA KIT ENTRANCE PANEL
Flush-mount box for Extra series external unit art. ET5001 - ET5002 - ET0001.
Dimensions: 134.5 x 93.5 x 25 mm

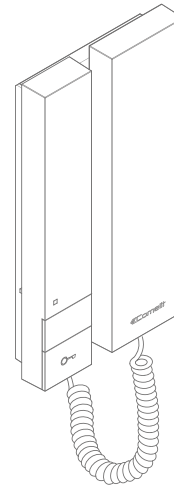


ET9160

WALL-MOUNT BRACKET FOR EXTRA KIT ENTRANCE PANEL
Wall-mount housing for Extra series external unit art. ET5001 - ET5002 - ET0001.
Dimensions: 94 x 134 x 19 mm

Internal **Unit** - Mini Audio

Design within everyone's reach.



105x191x28 (LxHxD MM)

MINI series door entry phone for traditional 5 wire systems and analogue 2-wire systems with electronic call and lock release button. Depending on the model, also with call volume adjustment, privacy function and an additional free button (C/N.O.)

Installation systems



FEATURES AND FUNCTIONS	2701W	2712W
System	5 Wires	2 Wires
Audio system	Yes	Yes
Surface mounting	Yes	Yes
Desk base-mounted	Yes	Yes
Product colour	White	White
Number of standard buttons	1	2
LED indicator lights	No	No
Key button	Yes	Yes
Additional button	-	Yes
Privacy	-	Yes
Electronic ringtone	Yes	Yes
Ringtone control	-	Yes
Power supply voltage	15 ÷ 16 Vdc	-
Stand-by absorption (mA)	0,200 ÷ 0,250	-
In-call absorption (mA)	0,400 ÷ 0,420	-
In-communication absorption (mA)	0,300 ÷ 0,350	-
Microphone	Ø 9,6 x 6,9 mm	-
Loudspeaker	Ø 0,50 mm; Max Input Power 0,5W	-
IP class	30	30
Operating temperature (°C)	-5÷40	-5÷40
Product weight (g)	0,257 Kg	0,257 Kg
Terminals	S,2,3,4, P1	0 12 A B C P1 S- S+

ACCESSORIES



1200

12VAC TRANSFORMER 230 VAC INPUT
Transformer with primary 230V, secondary 12V AC / 15 VA for continuous duty. Dimensions: 53x95x65 mm (3 DIN modules).



1122/A

GENERAL USE RELAY 12-24VDC-AC
12/24V DC-AC 10A relay for general uses. Dimensions: 66x85x35 mm (4 DIN modules).



1229

ADDITIONAL BELL ACCESSORY
Additional bell for call repetition, which can be controlled directly from terminals S- and S+. Wall-mounted or mounted on civil series box 503. Dimensions: 110x75x29 mm.

cod.
2632000651



www.comelitgroup.com

